

Keyless push button electronic digital lock(EDL) safes offer you comfort, convenience and reliability.

Your memory is just a key. For dual guard, the EDL can be optionally added with a key lock.




CS001EN



119EN



125EN



530EN



119EN TR2 (2 TRAYS)



119EK TR5 (5 TRAYS)



Alarm system optionally available on all small models. Once Alarm System is affected by Shock, Vibration or Tilt, it makes horn immediately.

**FIX SAFE**

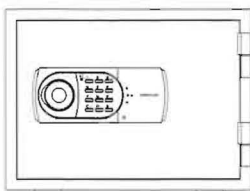
To fix a safe on the floor or on the wall. A securing base or two anchoring holes are optionally available.

	CS001EN	119EN	125EN	530EN
Outside (mm)	(High Wide Deep) 308 X 410 X 342	(High Wide Deep) 360 X 412 X 363	(High Wide Deep) 420 X 352 X 433	(High Wide Deep) 522 X 404 X 440
Inside (mm)	220 X 330 X 225	260 X 320 X 234	320 X 260 X 304	410 X 300 X 300
Weight (kg)	26	31	36	53
Capacity (L)	16.3	19.4	25.3	36.9
Tray (pc)	-	1	1	1
Shelf (pc)	-	-	1	1

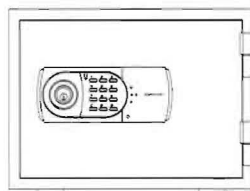
- Height includes Rubber Feet 8mm
- EDL used on the above models is a solenoid type.

Available Locking System

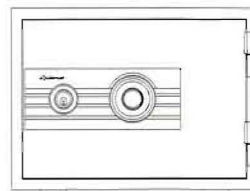
**FIX SAFE**



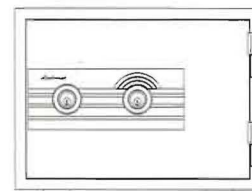
EN  
(EDL + Knob)



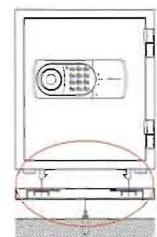
EK  
(EDL + Keylock)



KC  
(Keylock + Combination Lock)



KK  
(Double Keylocks)



• Securing Base